

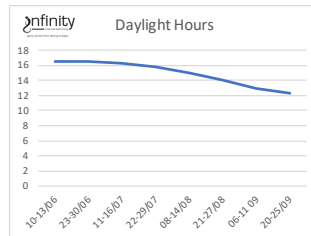
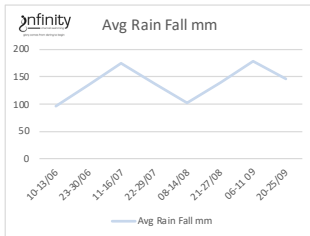
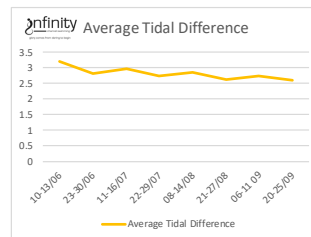
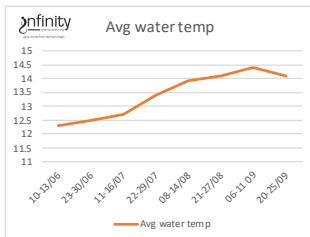
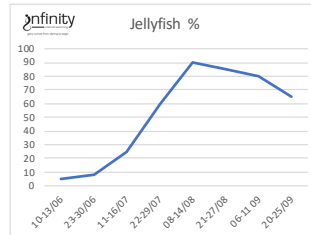
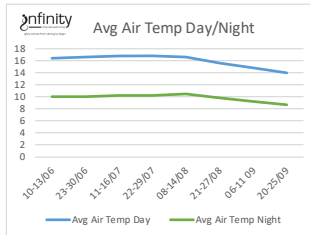
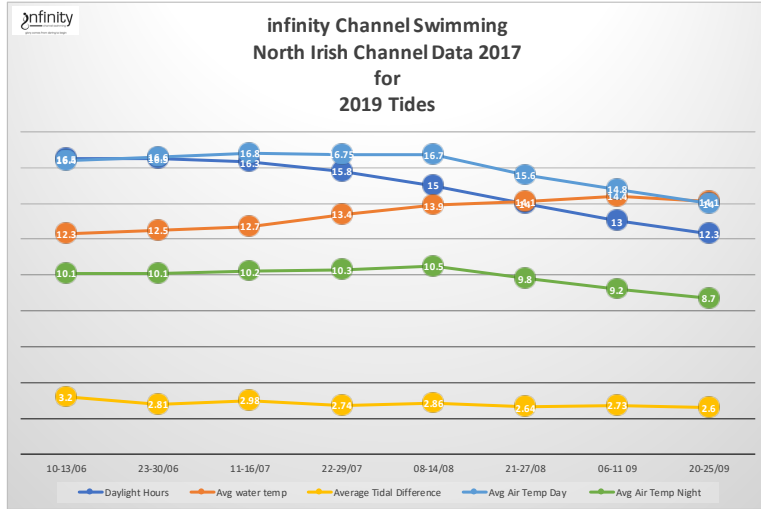


glory comes from daring to begin

Tide	Daylight Hours	Avg water temp	No of tide Days	Average Tidal Difference	Avg Air Temp Day	Avg Air Temp Night	Avg Rain Fall mm	Jellyfish %	Tide
10-13/06	16.5	12.3	4	3.2	16.4	10.1	96.2	5	10-13/06
23-30/06	16.5	12.5	9	2.81	16.6	10.1	135.7	8	23-30/06
11-16/07	16.3	12.7	6	2.98	16.8	10.2	175.2	25	11-16/07
22-29/07	15.8	13.4	8	2.74	16.75	10.3	137	60	22-29/07
08-14/08	15	13.9	7	2.86	16.7	10.5	101.8	90	08-14/08
21-27/08	14	14.1	7	2.64	15.6	9.8	140.2	85	21-27/08
06-11/09	13	14.4	6	2.73	14.8	9.2	178.6	80	06-11/09
20-25/09	12.3	14.1	6	2.6	14	8.7	146.8	65	20-25/09

NC Tides 2019

Date:	Tidal Diff (M)
10-13/06	June
	10 3.2
	11 3.2
	12 3.2
	13 3.2
Average	3.2
23-30/06	23 3.1
	24 2.9
	25 2.7
	26 2.5
	27 2.5
	28 2.6
	29 2.8
	30 3
	1 3.2
Average	2.81
11-16/07	July
	11 3.1
	12 2.9
	13 2.9
	14 2.9
	15 3.1
	16 3
Average	2.98
22-29/07	22 3.2
	23 3
	24 2.8
	25 2.6
	26 2.4
	27 2.4
	28 2.6
	29 2.9
Average	2.74
08-14/08	August
	8 3.2
	9 2.8
	10 2.5
	11 2.6
	12 2.8
	13 3.1
	14 3
Average	2.86
21-27/08	21 3.1
	22 3
	23 2.7
	24 2.4
	25 2.2
	26 2.4
	27 2.7
Average	2.64
06-11/09	September
	6 3
	7 2.6
	8 2.4
	9 2.5
	10 2.8
	11 3.1
Average	2.73
20-25/09	20 3
	21 2.8
	22 2.4
	23 2.2
	24 2.4
	25 2.8
Average	2.60



Reference: www.irishlights.ie & www.imray.com
 ALL DATA FROM 2017 TIDAL WINDOWS ARE 2019
 ALL TEMPERATURES ARE IN DEGREES CELCIUS
<http://infinitychannelswimming.com>