

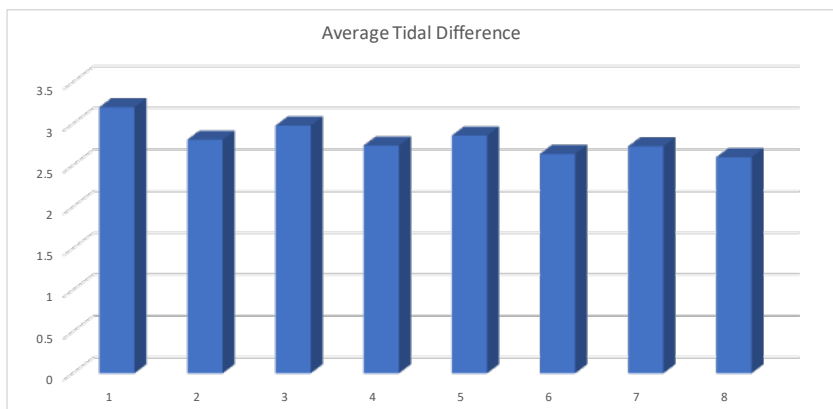
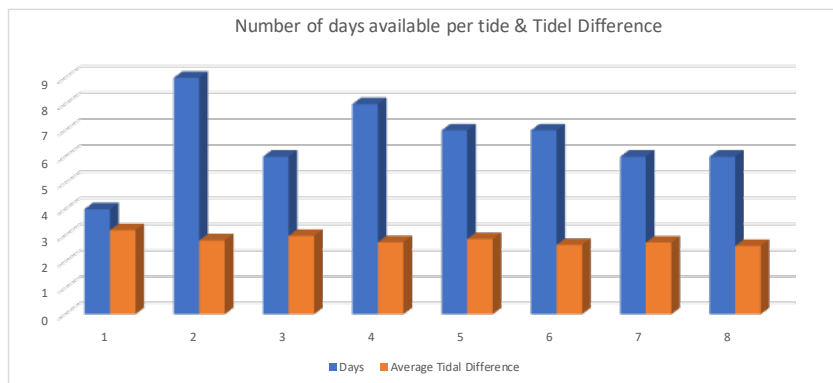
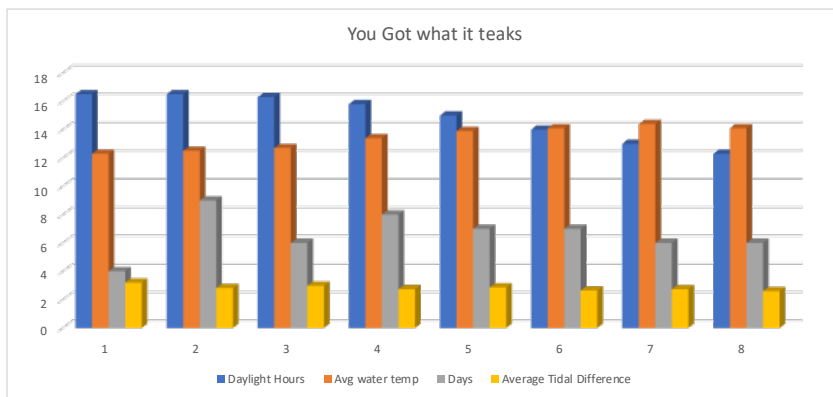


glory comes from daring to begin

NC Tides 2019

Date:	Tidal Difference (M)
1 June	
10	3.2
11	3.2
12	3.2
13	3.2
Average	3.2
2	
23	3.1
24	2.9
25	2.7
26	2.5
27	2.5
28	2.6
29	2.8
30	3
1	3.2
Average	2.81
3 July	
11	3.1
12	2.9
13	2.9
14	2.9
15	3.1
16	3
Average	2.98
4	
22	3.2
23	3
24	2.8
25	2.6
26	2.4
27	2.4
28	2.6
29	2.9
Average	2.74
August	
5	
8	3.2
9	2.8
10	2.5
11	2.6
12	2.8
13	3.1
14	3
Average	2.86
6	
21	3.1
22	3
23	2.7
24	2.4
25	2.2
26	2.4
27	2.7
Average	2.64
September	
7	
6	3
7	2.6
8	2.4
9	2.5
10	2.8
11	3.1
Average	2.73
8	
20	3
21	2.8
22	2.4
23	2.2
24	2.4
25	2.8

Tide	Daylight Hours	Avg water temp	Days	Average Tidal Difference
1	16.5	12.3	4	3.2
2	16.5	12.5	9	2.81
3	16.3	12.7	6	2.98
4	15.8	13.4	8	2.74
5	15	13.9	7	2.86
6	14	14.1	7	2.64
7	13	14.4	6	2.73
8	12.3	14.1	6	2.6



Reference: www.irishlights.ie & www.imray.com

Avg water temp was only from 2017 data

<http://infinitychannelswimming.com>